


# Phone & Tablet Remote View Setup

1. Download App **EasyViewer Pro** from your Android Play Store Or Apple Store



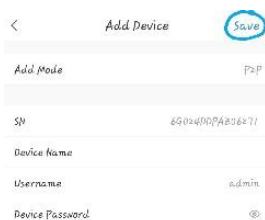
2. Open Application And Tap Plus Icon On Top Right Corner. Select **SN/Scan** And Scan QR Code Below



3. Select NVR

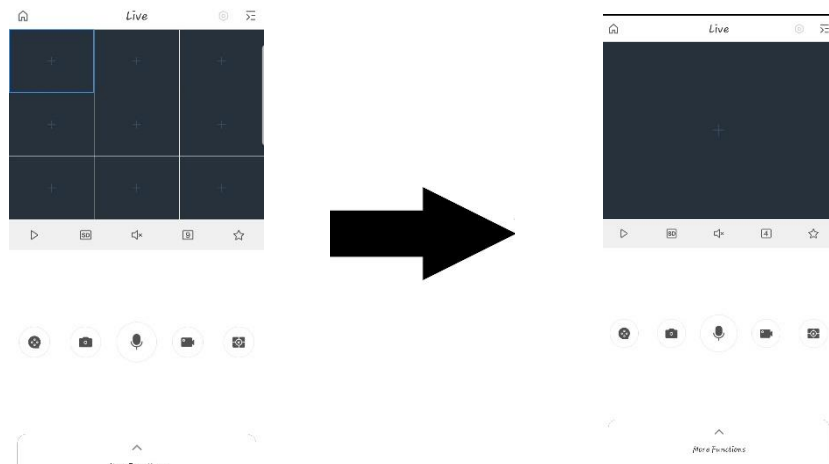


4. Fill out the blank spaces (**Device name, Username, Device Password**) and select save on top right corner. An ID & Password will be provided to you by staff.

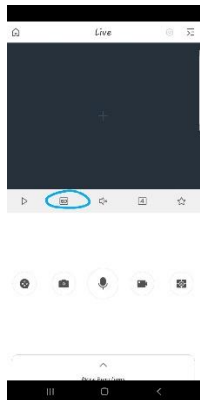


# Application Functions

1. Double Tap Camera Image to maximize screen to one camera view.



2. To Get Best Quality Live Video, Tap SD To Switch Over To HD.



3. Turn Audio Off And On

